

**PC PROTECTION
ELECTRICAL SYSTEM
UP TO CE STANDARDS
CUSTOMISABLE SET-UP**





STANDARD CS


PC CABINETS

Door with security lock and polycarbonate glass. Useful dimensions: 660x525 mm H.

Suitable for monitor sizes up to 21". Internal dimensions of upper compartment: 690x600x580 mm H.

Retractable keyboard shelf. Useful dimensions: 620x510 mm H.

The lower compartment can be fitted with retractable and height adjustable shelves for housing hardware systems and printers. Internal dimensions: 690x600x720 mm H.



Cooling fan with dust filter.

4-channel cable duct.


5-socket electrical system with circuit breaker.

Air inlet hole with dust filter.

Inlet hole for network cables and outlet hole for power cable.

-Room temperature for use $-5/+40^{\circ}\text{C}$ with umidity up to 50%

-Room temperature for use $-5/+20^{\circ}\text{C}$ with umidity up to 90%



- 1 The lifting design door lock (fig. A) simultaneously closes or opens the pair of doors (fig. B)



- 2 The keyboard top can be locked in two opening positions and thanks to its large size, it can accommodate all the required items.
The cabinet is supplied with standard equipment including 1 mouse pad, 2 ground fixing brackets and 2 levelling units



- 3 The electrical system of each cabinet, with protection class IP 30, comes with a standard 230V 10A cutoff switch and is factory-tested according to the standard CEI EN 60204-1 for:
- equipotential protection circuit continuity
 - applied voltage
 - insulation resistance



- 4 By loosening the specially provided cable gland, you can adjust the external length of the power cord. The electric power cable is a dual protection item with a length of 3 metres



CABINET WITH OR WITHOUT SOCKETS

Cabinet capacity: 400 kg
Adjustable shelf capacity: 100 kg
Extensible shelf capacity: 50 kg

CABINET WITH NYLON WHEELS Ø100 mm

Cabinet capacity: 290 kg
Adjustable shelf capacity: 100 kg
Extensible shelf capacity: 25 kg*

*Attention: the load capacity may be increased by 100% if the cabinet already contains a 50 kg load.

STANDARD CS



● ART. F AS 1601 12 04
H = 1560 mm

METAL
COLOURS



GREY
RAL 7000
.01



GREEN
RAL 6011
.02



BLUE
RAL 5012
.04



GREY
RAL 7035
.08



CYLINDER LOCK (KEY)
SUPPLIED STANDARD WITH
CYLINDER LOCK AND TWO KEYS

KEY



CAPACITY



CABINET
CLOSURE



ALL INDICATED LOAD CAPACITY VALUES ARE NET AND REFER TO EVENLY DISTRIBUTED WEIGHTS



H 1560 mm

Complete with:
2 height adjustable shelves
1 retractable keyboard shelf

WITH 1 FAN		TYPE AND NUMBER OF PRE-WIRED SOCKETS						
ART.		D	F	GB	I	CH	IL	
F AS 1601 11 04		5	-	-	-	-	-	
F AS 1601 21 04		2	3	-	-	-	-	
F AS 1601 31 04		2	-	2	-	-	-	
F AS 1601 41 04		2	-	-	3	-	-	
F AS 1601 51 04		2	-	-	-	3	-	
F AS 1601 71 04		2	-	-	-	-	3	

WITH 2 FANS		TYPE AND NUMBER OF PRE-WIRED SOCKETS						
ART.		D	F	GB	I	CH	IL	
F AS 1602 11 04		5	-	-	-	-	-	
F AS 1602 21 04		2	3	-	-	-	-	
F AS 1602 31 04		2	-	2	-	-	-	
F AS 1602 41 04		2	-	-	3	-	-	
F AS 1602 51 04		2	-	-	-	3	-	
F AS 1602 71 04		2	-	-	-	-	3	



H 1560 mm

Complete with:
2 height adjustable shelves
1 retractable keyboard shelf
1 retractable shelf

WITH 1 FAN		TYPE AND NUMBER OF PRE-WIRED SOCKETS						
ART.		D	F	GB	I	CH	IL	
F AS 1601 12 04		5	-	-	-	-	-	
F AS 1601 22 04		2	3	-	-	-	-	
F AS 1601 32 04		2	-	2	-	-	-	
F AS 1601 42 04		2	-	-	3	-	-	
F AS 1601 52 04		2	-	-	-	3	-	
F AS 1601 72 04		2	-	-	-	-	3	

WITH 2 FANS		TYPE AND NUMBER OF PRE-WIRED SOCKETS						
ART.		D	F	GB	I	CH	IL	
F AS 1602 12 04		5	-	-	-	-	-	
F AS 1602 22 04		2	3	-	-	-	-	
F AS 1602 32 04		2	-	2	-	-	-	
F AS 1602 42 04		2	-	-	3	-	-	
F AS 1602 52 04		2	-	-	-	3	-	
F AS 1602 72 04		2	-	-	-	-	3	

STANDARD CS





H 1660 mm

Complete with:
2 height adjustable shelves
1 retractable keyboard shelf
1 retractable shelf
1 pair of 100 mm H base plinths without facing piece



Facing piece for base plinths 100 mm H

WITH 1 FAN		TYPE AND NUMBER OF PRE-WIRED SOCKETS						
ART.		D	F	GB	I	CH	IL	
F AS 1601 14 04		5	-	-	-	-	-	
F AS 1601 24 04		2	3	-	-	-	-	
F AS 1601 34 04		2	-	2	-	-	-	
F AS 1601 44 04		2	-	-	3	-	-	
F AS 1601 54 04		2	-	-	-	3	-	
F AS 1601 74 04		2	-	-	-	-	3	

WITH 2 FANS		TYPE AND NUMBER OF PRE-WIRED SOCKETS						
ART.		D	F	GB	I	CH	IL	
F AS 1602 14 04		5	-	-	-	-	-	
F AS 1602 24 04		2	3	-	-	-	-	
F AS 1602 34 04		2	-	2	-	-	-	
F AS 1602 44 04		2	-	-	3	-	-	
F AS 1602 54 04		2	-	-	-	3	-	
F AS 1602 74 04		2	-	-	-	-	3	



H 1760 mm

Complete with:
2 height adjustable shelves
1 retractable keyboard shelf
1 retractable shelf
1 pair of 200 mm H base plinths without facing piece



Facing piece for base plinths 200 mm H

WITH 1 FAN		TYPE AND NUMBER OF PRE-WIRED SOCKETS						
ART.		D	F	GB	I	CH	IL	
F AS 1601 15 04		5	-	-	-	-	-	
F AS 1601 25 04		2	3	-	-	-	-	
F AS 1601 35 04		2	-	2	-	-	-	
F AS 1601 45 04		2	-	-	3	-	-	
F AS 1601 55 04		2	-	-	-	3	-	
F AS 1601 75 04		2	-	-	-	-	3	

WITH 2 FANS		TYPE AND NUMBER OF PRE-WIRED SOCKETS						
ART.		D	F	GB	I	CH	IL	
F AS 1602 15 04		5	-	-	-	-	-	
F AS 1602 25 04		2	3	-	-	-	-	
F AS 1602 35 04		2	-	2	-	-	-	
F AS 1602 45 04		2	-	-	3	-	-	
F AS 1602 55 04		2	-	-	-	3	-	
F AS 1602 75 04		2	-	-	-	-	3	

STANDARD CS

717x635 mm





cabinet moving on wheels



H 1690 mm

Complete with: 2 height adjustable shelves
1 keyboard shelf
1 extensible top
2 swivel wheels with brake and
2 fixed nylon wheels Ø 100 mm

WITH 1 FAN		TYPE AND NUMBER OF PRE-WIRED SOCKETS						
ART.		D	F	GB	I	CH	IL	
F AS 1601 13 04		5	-	-	-	-	-	
F AS 1601 23 04		2	3	-	-	-	-	
F AS 1601 33 04		2	-	2	-	-	-	
F AS 1601 43 04		2	-	-	3	-	-	
F AS 1601 53 04		2	-	-	-	3	-	
F AS 1601 73 04		2	-	-	-	-	3	

WITH 2 FANS		TYPE AND NUMBER OF PRE-WIRED SOCKETS						
ART.		D	F	GB	I	CH	IL	
F AS 1602 13 04		5	-	-	-	-	-	
F AS 1602 23 04		2	3	-	-	-	-	
F AS 1602 33 04		2	-	2	-	-	-	
F AS 1602 43 04		2	-	-	3	-	-	
F AS 1602 53 04		2	-	-	-	3	-	
F AS 1602 73 04		2	-	-	-	-	3	





STANDARD CS



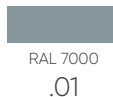


STANDARD CS

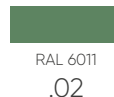
CONFIGURE YOUR CABINET



METAL COLOURS



RAL 7000
.01



RAL 6011
.02



RAL 5012
.04



RAL 7035
.08

EMPTY CABINET

ART.		kg	
F AS 1600 01 04		400	key

Empty cabinet

Inside dimensions of the TOP compartment mm 690x600x580 H

Inside dimensions of the BOTTOM compartment mm 690x600x720 H

Overall dimensions mm 717x635x1560 H



Only Ø 100/125/150 mm wheels can be fitted to a computer cabinet.



SPARE PARTS

ART.		
R XAS 0002 99		Spare bar for pair of doors
R XDA 0002 07	C	Spare door handle



CABINET WITH OR WITHOUT SOCKETS

Cabinet capacity: 400 kg
Adjustable shelf capacity: 100 kg
Extensible shelf capacity: 50 kg

CABINET WITH NYLON WHEELS Ø100 mm

Cabinet capacity: 290 kg
Adjustable shelf capacity: 100 kg
Extensible shelf capacity: 25 kg*

*Attention: the load capacity may be increased by 100% if the cabinet already contains a 50 kg load.



ADJUSTABLE SHELF

ART.	Usable dimensions mm	kg
F AS 2040 01 01	685x510	100

Colour grey RAL 7000

Overall dimensions mm 690x595x35 H



RETRACTABLE KEYBOARD SHELF

ART.		kg	
F AS 2350 00 01	620x510	50	

Colour grey RAL 7000
Overall dimensions mm 650x585x25 H



RETRACTABLE SHELF

ART.		kg	
F AS 2360 00 01	620x510	50	

Colour grey RAL 7000
Overall dimensions mm 650x585x25 H



PAIR OF PLINTHS FOR TRANSPALLET 100 mm H

ART.		
F RR 1625 00 07	Plinths height	
F RR 0645 00 07	Facing piece	

Colour black RAL 9005.



PAIR OF PLINTHS 200 mm H

ART.		
F RR 1635 00 07	Plinths height	
F RR 0645 01 07	Facing piece	

Colour black RAL 9005.

ELECTRICAL SYSTEM



Cable Length 3,5 m

ART.	TYPE AND NUMBER OF PRE-WIRED SOCKETS						
	D	F	GB	I	CH	IL	
F AS 4100 10 00	5	-	-	-	-	-	
F AS 4100 20 00	2	3	-	-	-	-	
F AS 4100 30 00	2	-	2	-	-	-	
F AS 4100 40 00	2	-	-	3	-	-	
F AS 4100 50 00	2	-	-	-	3	-	
F AS 4100 70 00	2	-	-	-	-	3	

The electrical system (protected by IP 30) is supplied with one 230V 10A circuit breaker, five 220-250V 10A 2P+E sockets and one 220-250V 16A 2P+E heavy-duty plug

STANDARD CS



PROFILE

ART.

C ME 99 018

1000 mm long 4-channel plastic cable duct

GRILLES

ART.

F AS 3210 00 00

External grille complete with dust filter



FAN

ART.

F AS 3220 00 00

220V wired fan complete with grilles and Schuko plug



HANDLE

ART.

F AG 9300 00 07

Colour black RAL 9005.



STANDARD RUBBER SWIVEL WHEEL WITH BRAKE

ART.	Ø mm	C mm	Capacity kg
C RG DAC12 125	125	155	100
C RG DAC13 150	150	180	115



STANDARD RUBBER SWIVEL WHEEL WITHOUT BRAKE

ART.	Ø mm	C mm	Capacity kg
C RG CAC12 125	125	155	100
C RG CAC13 150	150	180	115



STANDARD RUBBER FIXED WHEEL

ART.	Ø mm	C mm	Capacity kg
C RG BAC12 125	125	155	100
C RG BAC13 150	150	180	115



ELASTIC RUBBER SWIVEL WHEEL WITH BRAKE

ART.	Ø mm	C mm	Capacity kg
C RG DCE15 125	125	155	180



ELASTIC RUBBER FIXED WHEEL

ART.	Ø mm	C mm	Capacity kg
C RG BCE15 125	125	155	180



POLYURETHANE SWIVEL WHEEL WITH BRAKE

ART.	Ø mm	C mm	Capacity kg
C RN DDD31 125	125	155	180



POLYURETHANE FIXED WHEEL

ART.	Ø mm	C mm	Capacity kg
C RN BDD31 125	125	155	180



NON-MARKING RUBBER SWIVEL WHEEL WITH BRAKE

ART.	Ø mm	C mm	Capacity kg
C RG DPH22 125	125	155	100



NON-MARKING RUBBER SWIVEL WHEEL WITHOUT BRAKE

ART.	Ø mm	C mm	Capacity kg
C RG BPH22 125	125	155	100



NYLON SWIVEL WHEEL WITH BRAKE

ART.	Ø mm	C mm	Capacity kg
C RN DAD10 100	100	128	125
C RN DAD11 125	125	155	180



NYLON FIXED WHEEL

ART.	Ø mm	C mm	Capacity kg
C RN BAD10 100	100	128	125
C RN BAD11 125	125	155	180



To calculate the cabinet capacity, apply the formula: **(A x 3) - 85 kg**
A = WHEEL CAPACITY

FIXING

MULTIPURPOSE SUPPORT

ART. F AS 2250 00 07



FLOOR FIXING SET

ART. F AG 9204 00 99



2 "HILTI" stud anchors suitable for non-cracked concrete floors \geq class C20/25
Recommended traction of the plug: 2.9 kN
Anchor diameter: \varnothing 6 mm